


EN

PHILO



EURAPO


INTEGRATED
COMFORT
SYSTEMS

PHILO



The perfect technical solution to an aesthetic need

PHILO is the solution proposed by Eurapo for the flush-to-wall installation of fan coils: it consists in a fixing template that allows to preserve the architectural features of the rooms by hiding the equipment from view.

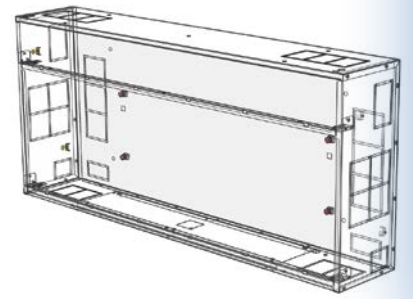
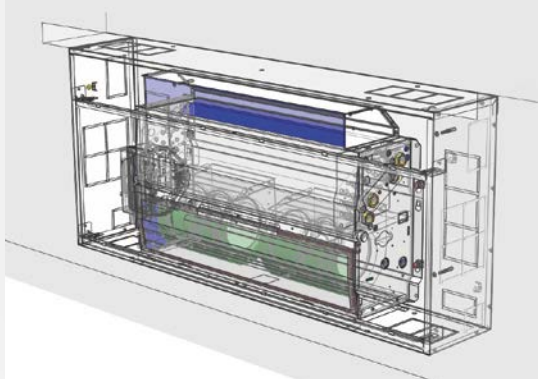
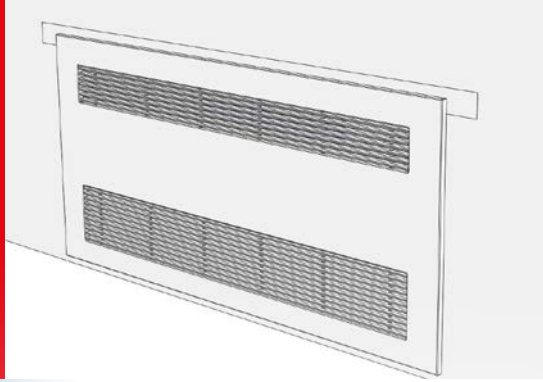


Colours

The frontal panel is provided painted in white RAL9003. If required, both the panel and the internal structure can be painted in a wide range of colours.

Space-saving and extremely compact

PHILO is one of the most compact and discreet proposals on the market, with a height of 490 mm, a depth of 200 mm and two selectable lengths from 1.100 mm and 1.400 mm. The structure is made of DX51D+Z140 galvanised steel with a thickness of 1 mm.



Safe thermal insulation

The fan coil installed in the recessed structure is provided with a thermal insulation 90° plenum. In this way the internal structure does not require any type of insulation, even if the unit housed is used for cooling. Consequently the risks of possible condensation infiltration inside the niche due to insulation damaged on site are eliminated

Easiest installation

Normally this type of internal structure is fixed frontally to the wall. PHILO in addition provides pre-arranged openings both in the lower and upper areas which enable alternative fixing points to allow the installation methods to be adapted to the materials in which the walls are made.

Perfect alignment of the frontal panel

Possibility to adjust the flatness of the panel with the wall even in the presence of irregularities. In this way, perfect adhesion is guaranteed by acting on special adjustment screws positioned at the ends of the structure.

Acoustic comfort

The fan coil is fixed to the fixing template on the back side using cage nuts, while the lower part is placed on anti-vibration mounts to avoid vibrations with the structure.

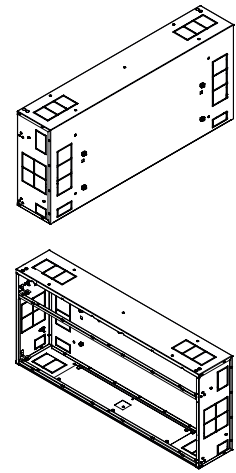
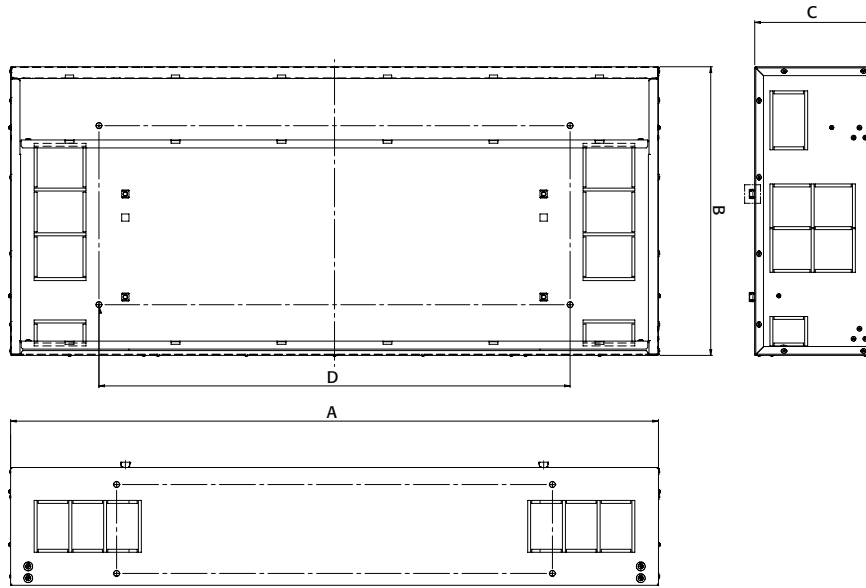
Practical accessibility to the connections

PHILO recessed structure is a distinctive solution even from the point of view of accessibility to hydraulic and electrical connections, due to the presence of several entry points to the connecting elements.

PHILO

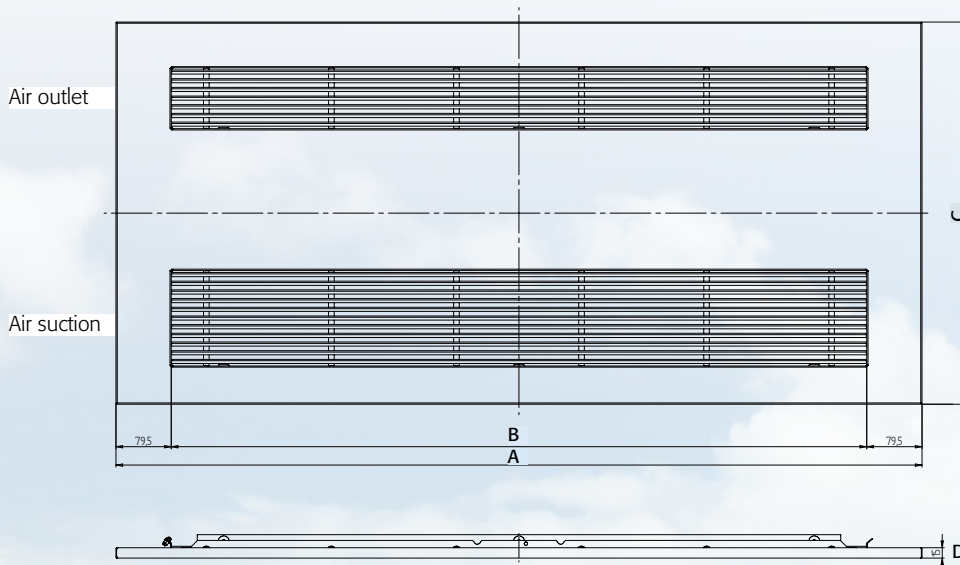


DIMENSIONS



Dimensions (mm) KSF

	20	40
A	1100	1400
B	490	490
C	200	200
D	800	1100



Dimensions (mm) KPHL

	20	40
A	1160	1460
B	1001	1301
C	550	550
D	15	15

TECHNICAL DATA (max speed-EST)



		ESTECV/AF 20*	ESTECV/AF 40*
Cooling <small>2 pipes Air temperature 27 °C d.b., 19 °C w.b. Water temperature 7/12 °C</small>	Total cooling capacity [kW]	2,03	3,46
	Sensible cooling capacity [kW]	1,69	2,83
	Water flow [l/h]	349	596
	Pressure drop [kPa]	3,5	16,4
Heating <small>2 pipes Air temperature 20 °C Inlet water temperature 45/40 °C</small>	Heating capacity [kW]	2,55	3,75
	Water flow [l/h]	439	645
	Pressure drop [kPa]	4,6	16,5
Heating <small>4 pipes Air temperature 20 °C Water temperature 65/55 °C</small>	Heating capacity [kW]	1,95	2,97
	Water flow [l/h]	168	256
	Pressure drop [kPa]	3,7	6,9
Further data	Air flow [m ³ /h]	387	618
	Sound power level [dB(A)]	56,0	62,0
	Sound pressure level [dB(A)]	46,6	52,6
	Power input [W]	33	50
	Absorbed current [A]	0,33	0,46
	Water content [l] (2 pipes)	0,87	1,32

*correspond to Eurovent certified models with cabinet ESTESF/W 20 and 40

TECHNICAL DATA (max speed-asynchronous)

		ECV/AF 20*	ECV/AF 40*
Cooling <small>2 pipes Air temperature 27 °C d.b., 19 °C w.b. Water temperature 7/12 °C</small>	Total cooling capacity [kW]	1,94	3,12
	Sensible cooling capacity [kW]	1,58	2,48
	Water flow [l/h]	334	537
	Pressure drop [kPa]	3,3	13,6
Heating <small>2 pipes Air temperature 20 °C Inlet water temperature 45/40 °C</small>	Heating capacity [kW]	2,21	3,44
	Water flow [l/h]	380	592
	Pressure drop [kPa]	4,7	14,0
Heating <small>4 pipes Air temperature 20 °C Water temperature 65/55 °C</small>	Heating capacity [kW]	1,84	2,71
	Water flow [l/h]	158	233
	Pressure drop [kPa]	2,7	5,7
Further data	Air flow [m ³ /h]	346	511
	Sound power level [dB(A)]	52,0	58,0
	Sound pressure level [dB(A)]	42,6	48,6
	Power input [W]	54	85
	Absorbed current [A]	0,24	0,38
	Water content [l] (2 pipe)	0,87	1,32

*correspond to Eurovent certified models with cabinet ESTESF/W 20 and 40



OMNIBUS 360 CONTROLS



ORF10/ORB10
OPower card for asynchronous/
brushless motors, for BMS



ORB11-ORC123
OPower card for brushless motors,
for BMS+Round IR receiver+Air
sensor at air intake



ORF11-ORC523
OPower card for asynchronous
motors, for BMS+Round IR receiver+Air
sensor at air intake



ORC515 - Round IR
Console IR receiver on wall



ORC336 - Round Analog
Console for on wall installation



ORC636 - Round Cabin
Console for on wall installation



ORC236 - Round Display
Console for on wall installation



ORC446 - Round Touch
Console for on wall installation



ORS736 - Round Manager
Supervisor for small system
(up to 16 units)



ORS810 - Round Master
Supervisor for medium system
(up to 100 units)




ORS940 - Round Net
Supervisor for medium/big
systems (up to 250 units)



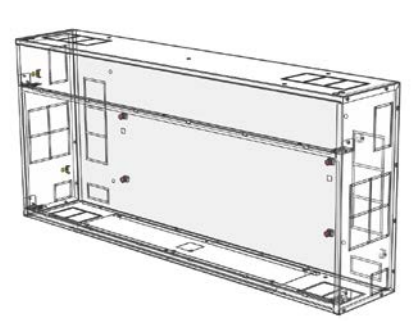
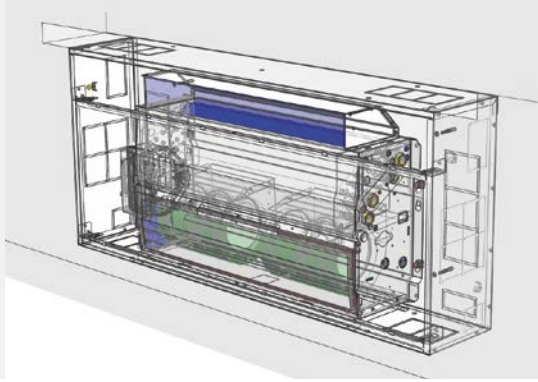
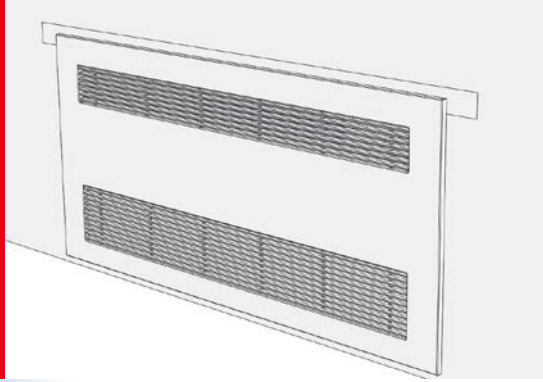
App Round Clima
Mobile app for
smartphone and tablet



OIR30
Infrared remote control




Oxx50
Multitask additional card



ACCESSORIES




KREL
Electric heater



EXTRA RAL
Special painting



DTH2902
Valve and shut off valve



PC
Condensate pump



EURION
Air ionization system
Air sanitization system

EURAPO

Eurapo Srl
Via A. Malignani, 12
33170 Pordenone - Italy
T +39 0434 572552
F +39 0434 28667
info@eurapo.it
www.eurapo.it

carecom.it



As programs and technologies are always improving, description, data and drawings must be intended as merely indicative and can be modified without any notice.

6DC1102 - EN11.24